

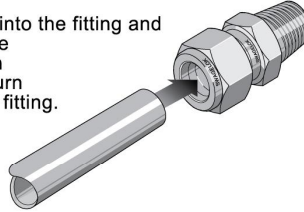
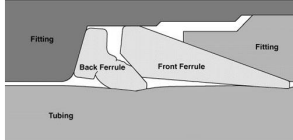


1055434  
Revision  
09/04/14

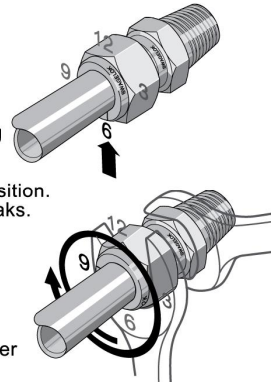
### 1055434 Swagelok 1/8" NPT (Male) To 3/16" Tubing



Fully insert the deburred tube into the fitting and against the shoulder; rotate the nut finger-tight. Further tighten the nut until the tube will not turn by hand or move axially in the fitting.



Mark the nut at the 6 o'clock position. While holding the fitting body steady, tighten the nut three quarters turn to the 3 o'clock position. Be sure to check for leaks.



See the install video online under this part number

2031 Holly Avenue, Lake Havasu City, AZ 86403  
Office 928.505.2501 Fax 928.505.2503

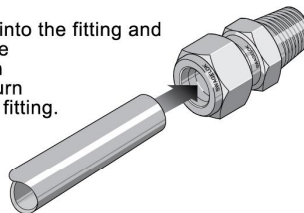
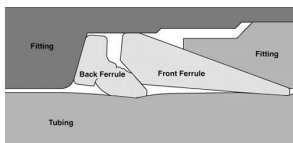


1055434  
Revision  
09/04/14

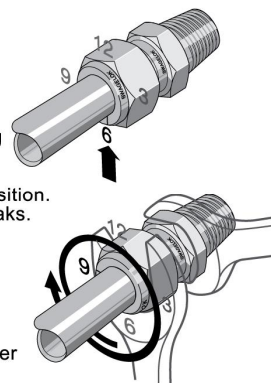
### 1055434 Swagelok 1/8" NPT (Male) To 3/16" Tubing



Fully insert the deburred tube into the fitting and against the shoulder; rotate the nut finger-tight. Further tighten the nut until the tube will not turn by hand or move axially in the fitting.



Mark the nut at the 6 o'clock position. While holding the fitting body steady, tighten the nut three quarters turn to the 3 o'clock position. Be sure to check for leaks.



See the install video online under this part number

2031 Holly Avenue, Lake Havasu City, AZ 86403  
Office 928.505.2501 Fax 928.505.2503